

Scaled data based on original data using
LM-79-08 Approved Method: Electrical and Photometric Measurements of Solid-
State Lighting Products

Test Report Prepared for
Cooper Lighting Solutions
(formerly Eaton)

Brand: STREETWORKS

Report Number: P479783

Luminaire Tested: **IFLD-L-SA7D-750-U-5WQ**

Issue Date: 02/26/2021



Test Information

Test Method: LM-79-08
Report Number: P479783
Test Lab: INNOVATION CENTER(G2)
Issue Date: 02/26/2021
Manufacturer: COOPER LIGHTING SOLUTIONS (FORMERLY EATON)
Product Line: STREETWORKS
Catalog Number: IFLD-L-SA7D-750-U-5WQ
Description: Infrastructure Flood – Middle Tier Light Square Luminaire w/ 5WQ distribution lens
Light Source: (112) 5000K CCT, 70 CRI LEDS
Ballast/Driver: ELECTRONIC DRIVER

Summary

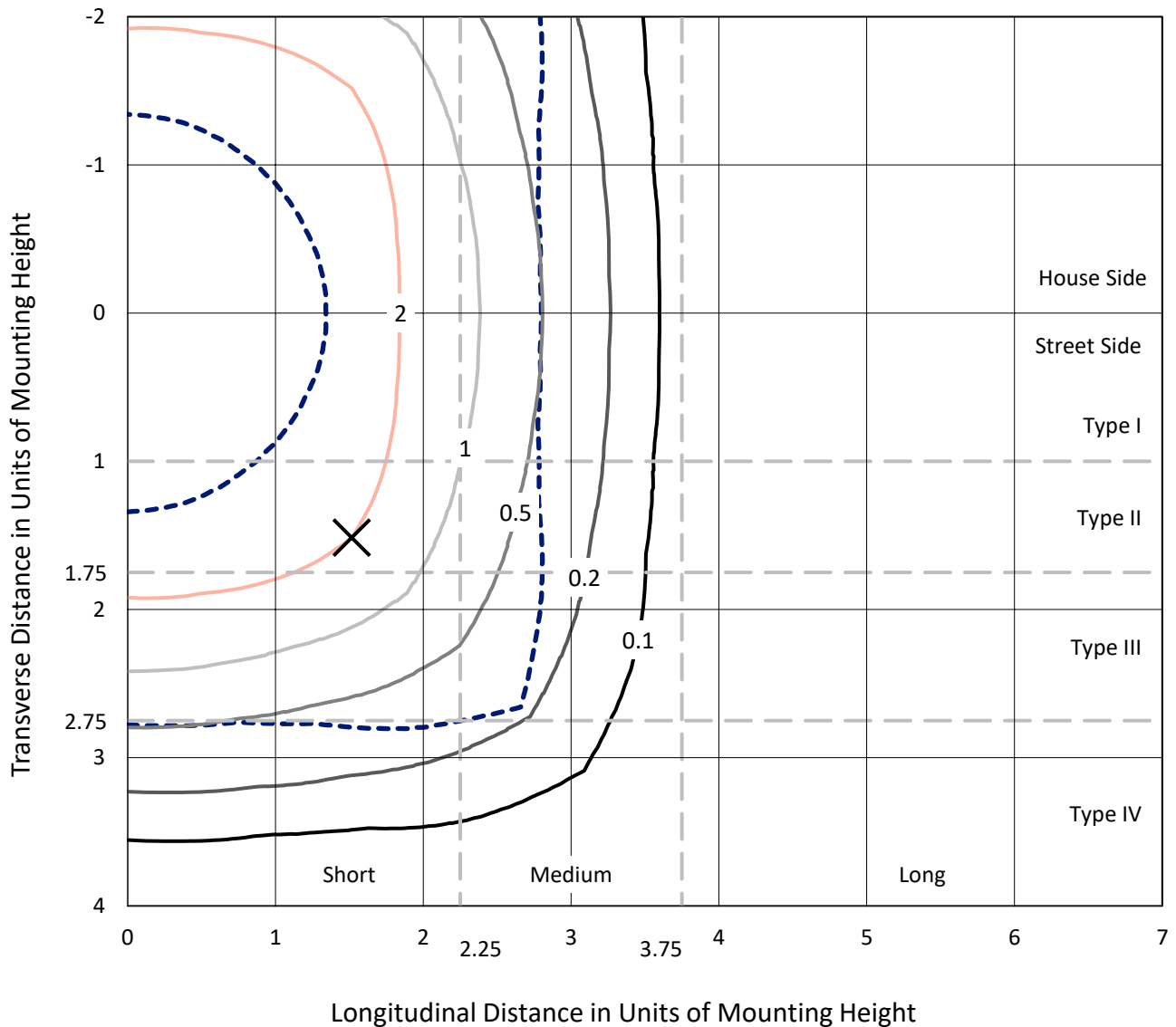
Lumens per Lamp: N/A
Luminaire Lumens: 51203 lumens
Efficiency: N/A
Efficacy: 121.2 lumens/watt
Luminous Opening: Rectangular (W 1' x L: 0.5' x H: 0')
IES Classification: Type V - Short
BUG Rating: B5 - U0 - G5

Input Watts (W): 422.6
Input Voltage (V): 120
Input Current (Ain): NR
Voltage Rise (V): NR
Power Factor: NR
Total Harmonic Distortion (THDi): NR
Frequency (hertz): 60
Stabilization Time: NR
Operation Time: NR
Ambient Temperature (°C): NR
Test Distance: 24 FT

REPORT NUMBER: P479783
 CATALOG NUMBER: IFLD-L-SA7D-750-U-5WQ

Iso-Footcandle Lines of Horizontal Illumination

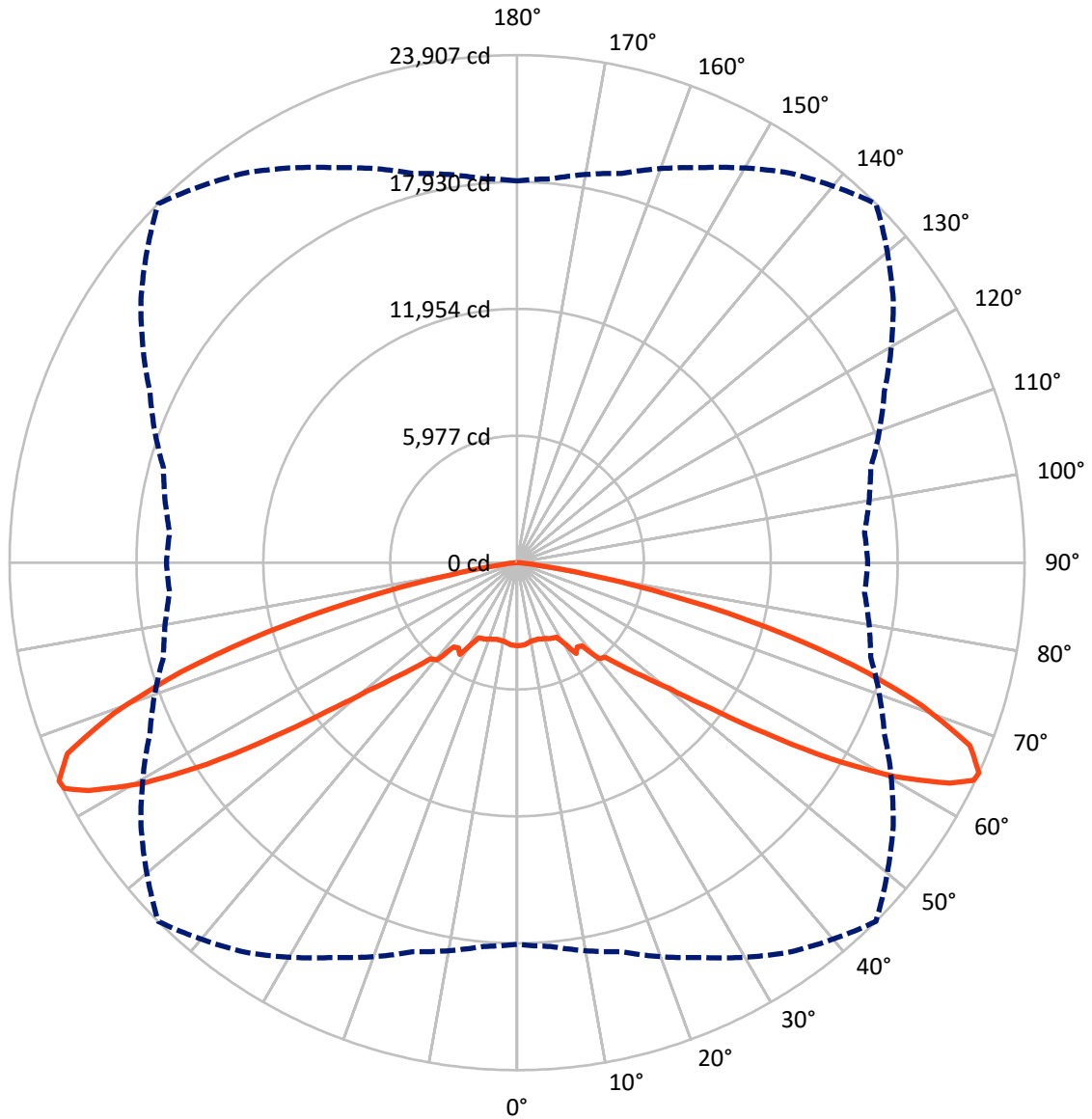
× Max cd
 - - - 1/2 Max cd



Based on 30 foot mounting height. Maximum calculated value = 4.3 fc
 Type V - Short - N/A

REPORT NUMBER: P479783
CATALOG NUMBER: IFLD-L-SA7D-750-U-5WQ

Luminous Intensity Polar Plot



— Vertical Plane Through 45-Deg Lateral - - - Horizontal Cone Through 65-Deg Vertical

REPORT NUMBER: P479783

CATALOG NUMBER: IFLD-L-SA7D-750-U-5WQ

FLUX DISTRIBUTION:

		Downward	Upward	Total
House Side	Lumens	25601.5	0.0	25601.5
	% Fixture	50.0	0.0	50.0
Street Side	Lumens	25601.5	0.0	25601.5
	% Fixture	50.0	0.0	50.0
Total	Lumens	51203.0	0.0	51203.0
	% Fixture	100.0	0.0	100.0

ZONAL LUMENS:

Zone	Lumens	% Fixture
0°-10°	367.4	0.7
10°-20°	1079.1	2.1
20°-30°	1867.9	3.6
30°-40°	3106.0	6.1
40°-50°	5603.7	10.9
50°-60°	12483.2	24.4
60°-70°	18604.0	36.3
70°-80°	7709.7	15.1
80°-90°	381.9	0.7
90°-100°	0.0	0.0
100°-110°	0.0	0.0
110°-120°	0.0	0.0
120°-130°	0.0	0.0
130°-140°	0.0	0.0
140°-150°	0.0	0.0
150°-160°	0.0	0.0
160°-170°	0.0	0.0
170°-180°	0.0	0.0
0°-90°	51203.0	100.0
0°-180°	51203.0	100.0

Coefficient of Utilization



REPORT NUMBER: P479783

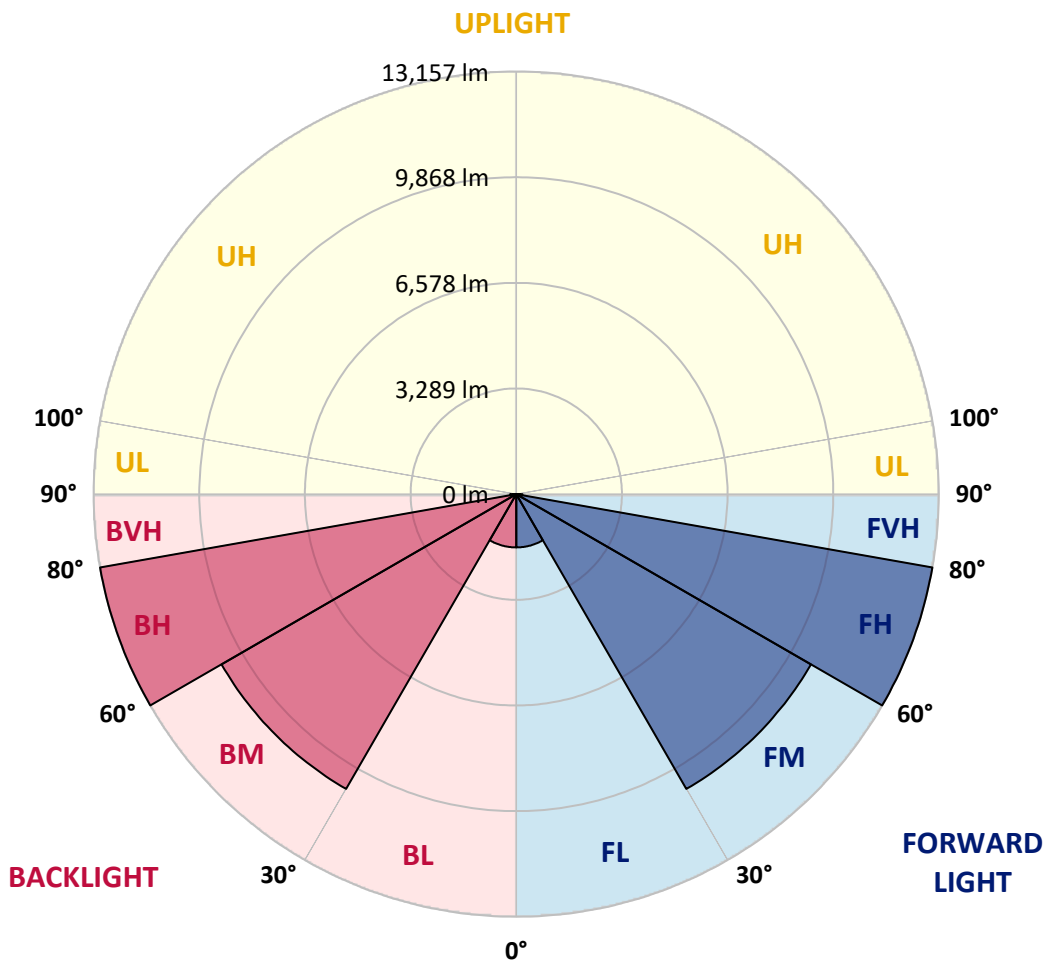
CATALOG NUMBER: IFLD-L-SA7D-750-U-5WQ

LUMINAIRE CLASSIFICATION SYSTEM LUMEN TABLE AND BUG RATING:

Zone	Lumens	% Fixture	Zone Rating/Lumen Limit		
			B	U	G
FL (0°-30°)	1657.2	3.2			
FM (30°-60°)	10596.5	20.7			
FH (60°-80°)	13156.9	25.7			G5
FVH (80°-90°)	190.9	0.4			G2/225
BL (0°-30°)	1657.2	3.2	B3/2500		
BM (30°-60°)	10596.5	20.7	B5		
BH (60°-80°)	13156.9	25.7	B5		G5
BVH (80°-90°)	190.9	0.4			G2/225
UL (90°-100°)	0.0	0.0		U0/0	
UH (100°-180°)	0.0	0.0		U0/0	

BUG Rating: B5-U0-G5

Type V Short





REPORT NUMBER: P479783
 CATALOG NUMBER: IFLD-L-SA7D-750-U-5WQ

CANDELA DISTRIBUTION (FULL):

	0°	5°	15°	25°	35°	45°	55°	65°	75°	85°	90°
0°	3914.8	3914.8	3914.8	3914.8	3914.8	3914.8	3914.8	3914.8	3914.8	3914.8	3914.8
2.5°	3869.5	3880.8	3875.2	3875.2	3892.1	3903.5	3909.1	3965.7	3943.1	3960.0	3943.1
5°	3880.8	3880.8	3892.1	3880.8	3892.1	3880.8	3892.1	3875.2	3892.1	3903.5	3920.4
7.5°	3858.2	3846.9	3829.9	3829.9	3824.3	3812.9	3796.0	3841.2	3818.6	3835.6	3863.9
10°	3863.9	3846.9	3790.3	3801.6	3750.7	3750.7	3762.0	3762.0	3812.9	3869.5	3886.5
12.5°	3863.9	3829.9	3812.9	3739.4	3739.4	3745.1	3773.3	3784.7	3818.6	3841.2	3897.8
15°	3863.9	3846.9	3818.6	3722.4	3745.1	3733.7	3762.0	3762.0	3835.6	3875.2	3903.5
17.5°	3886.5	3897.8	3846.9	3756.4	3762.0	3784.7	3767.7	3784.7	3875.2	3903.5	3943.1
20°	3892.1	3846.9	3829.9	3773.3	3824.3	3812.9	3807.3	3841.2	3869.5	3920.4	3965.7
22.5°	3880.8	3897.8	3829.9	3824.3	3869.5	3892.1	3903.5	3863.9	3897.8	3931.7	3971.3
25°	3977.0	3914.8	3897.8	3886.5	3909.1	3931.7	3920.4	3954.4	3954.4	3994.0	4044.9
27.5°	4237.2	4242.9	4209.0	4073.2	4027.9	3977.0	3999.6	4090.2	4197.6	4282.5	4299.5
30°	4356.0	4378.7	4469.2	4446.6	4429.6	4446.6	4440.9	4463.5	4474.8	4480.5	4463.5
32.5°	4463.5	4452.2	4412.6	4514.4	4848.2	5102.8	4859.5	4525.8	4452.2	4429.6	4452.2
35°	4853.9	4853.9	4769.0	4638.9	4814.3	4876.5	4763.4	4605.0	4695.5	4882.2	4893.5
37.5°	5357.4	5283.8	5317.8	5300.8	5108.4	4972.7	5170.7	5272.5	5289.5	5283.8	5340.4
40°	5657.2	5606.3	5555.4	5645.9	5821.3	5945.7	5770.3	5527.1	5589.3	5713.8	5662.9
42.5°	6341.7	6211.6	6222.9	6132.4	6126.7	6087.1	6047.5	6064.5	6155.0	6296.5	6319.1
45°	7043.2	7105.4	7065.8	6896.1	6975.3	6975.3	6862.2	6947.0	6992.3	7156.3	7179.0
47.5°	8140.7	8112.4	8129.4	7976.6	7971.0	8010.6	7971.0	7976.6	8118.1	8106.8	8044.5
50°	9424.9	9504.1	9526.7	9453.2	9362.7	9345.7	9283.5	9362.7	9447.5	9453.2	9402.3
52.5°	11201.2	11286.1	11286.1	11308.7	11421.9	11365.3	11354.0	11359.6	11195.6	11082.4	11139.0
55°	13441.5	13469.8	13565.9	13764.0	14109.0	14154.3	13939.3	13843.2	13543.3	13362.3	13503.7
57.5°	15653.5	15766.6	16032.5	16547.3	16971.6	17435.5	16813.2	16179.6	15591.2	15302.7	15353.6
60°	17492.0	17656.1	18165.2	18883.7	20060.4	20484.7	19432.5	18346.3	17152.6	16270.1	16626.5
62.5°	18357.6	18612.2	19042.1	20496.0	22261.1	22872.0	21327.6	19353.3	17543.0	16694.4	16677.4
64°	18363.2	18402.8	19262.7	20829.8	22645.7	23828.1	21785.9	19353.3	17639.1	16592.5	16784.9
65°	17984.2	18148.3	18979.9	20524.3	22402.5	23907.3	21627.5	19087.4	17243.1	16428.5	16519.0
67.5°	16264.4	16258.8	17028.2	18561.3	21169.2	23007.8	20281.0	17599.5	16264.4	15381.9	15489.4
70°	12338.3	12536.3	13271.8	15155.6	18318.0	20286.7	17735.3	14957.6	13294.4	12587.3	12547.7
72.5°	7382.6	7642.9	8582.0	10878.8	14227.8	16620.8	14075.1	11065.5	9062.8	7942.7	7971.0
75°	3366.0	3558.4	4203.3	6075.8	9481.5	12151.7	9538.0	6398.3	4588.0	3875.2	3773.3
77.5°	944.8	1063.6	1420.0	2789.0	5204.6	7286.5	5351.7	3083.2	2002.6	1663.2	1629.3
80°	424.3	446.9	503.5	678.9	1651.9	3213.3	2212.0	1131.4	752.4	622.3	594.0
82.5°	231.9	248.9	328.1	350.7	469.5	854.2	729.8	531.8	452.6	362.1	350.7
85°	130.1	135.8	186.7	186.7	226.3	248.9	265.9	282.9	277.2	203.7	198.0
87.5°	39.6	45.3	56.6	56.6	56.6	56.6	90.5	124.5	135.8	96.2	96.2
90°	0.0	0.0	0.0	0.0	0.0	0.0	0.0	0.0	0.0	0.0	0.0

(END OF REPORT)